

Gender Pay Gap Report

As at the snapshot date of 05/04/2017

As at the snapshot date of 05/04/2017

Pay and Bonus Gap

Mean gender pay gap	the difference between the mean hourly rate of pay of male full-pay relevant employees and that of female full-pay relevant employees	-12.6 %		
Median gender pay gap	the difference between the median hourly rate of pay of male full-pay relevant employees and that of female full-pay relevant employees	-1.1 %		
Mean bonus gap	the difference between the mean bonus pay paid to male relevant employees and that paid to female relevant employees	0.0 %		
Median bonus gap	the difference between the median bonus pay paid to male relevant employees and that paid to female relevant employees	0.0 %		
Bonus proportions	the proportions of male and female relevant employees who were paid bonus pay during the relevant period	0.0 %	Male	Female

Gender Pay Gap Report

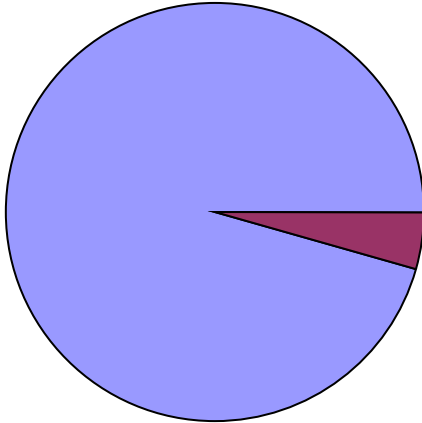
As at the snapshot date of 05/04/2017

As at the snapshot date of 05/04/2017

Quartile pay bands

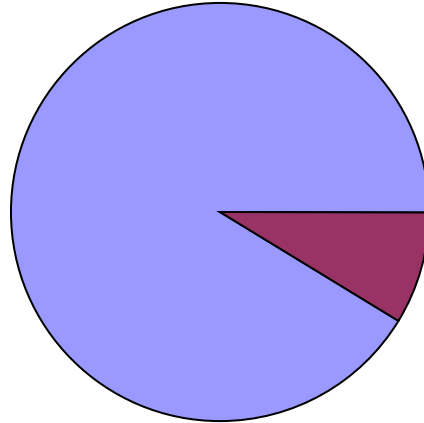
the proportions of male and female full-pay relevant employees in the lower, lower middle, upper middle and upper quartile pay bands

Lower Quartile



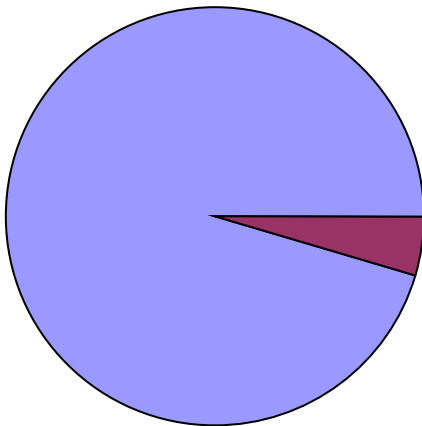
Female 95.7% Male 4.3%

Lower Middle Quartile



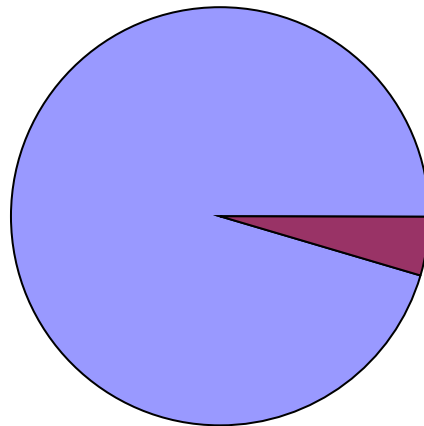
Female 91.3% Male 8.7%

Upper Middle Quartile



Female 95.5% Male 4.5%

Upper Quartile



Female 95.5% Male 4.5%